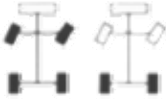
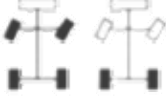
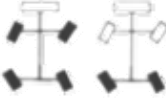
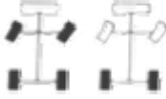
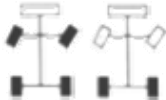
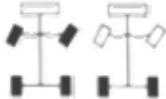


Implement Carrier Terratrak For Winter Service

model	motor	speeds	drive	power take-off	weight
TT40	Kubota-Diesel 26.5 kW/36 HP*	8/8		front: 1010 r/min rear: 610 r/min can be shifted under load	1220 kgs
TT50	Kubota-Turbo-Diesel 33 kW/45 HP*	8/8		front: 1010 r/min rear: 610 r/min can be shifted under load	1400 kgs
TT70S	Kubota-Turbo-Diesel 44.5 kW/61 HP*	Hydrostat		ront and rear: 590 r/min can be shifted under load	1560 kgs
TT80	Kubota-Diesel 36.6 kW/50 HP*	8/8 12/12 option		front: 560 r/min rear: 570/710 r/min	1720 kgs
TT90	Mercedes-Diesel 47 kW/64 HP	hydrostatic		front: 600/770 r/min rear: 580/790 r/min can be shifted under load	1880 kgs
TT95	VM-Turbo-Diesel 60.2 kW/82 HP	hydrostatic		front: 600/770 r/min rear: 580/790 r/min can be shifted under load	1950 kgs

* =SAE J1995 Gross Intermittent